

Theseus Drama Activity

1 of 3

LINKED TO: ACTIVITY 2 THESEUS AND THE MINOTAUR & ACTIVITY 5 DIRECTIONS

Teacher Notes and Curriculum Information

Links to The Northern Ireland Primary Curriculum.

Talking and Listening:

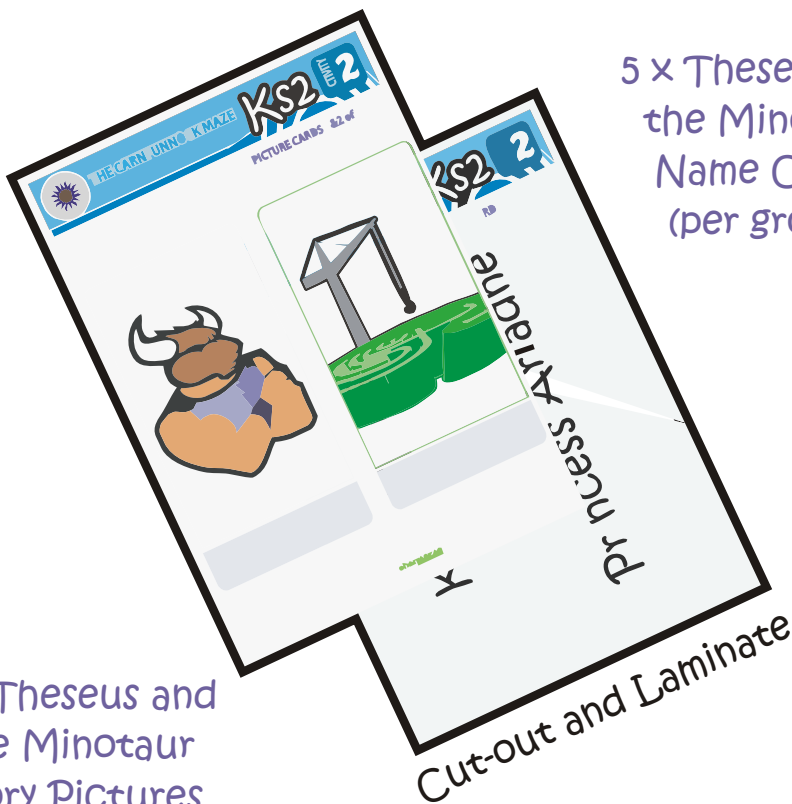
- Listen and respond to fiction.
- Tell, retell and interpret stories.
- Participate in class and group discussions.
- Participate in drama activities.
- Improvise a scene based on literature.

The Arts:

- Responding to first hand experiences, memory and imagination.


The World Around Us:

- By encouraging children to represent their learning through sight and sound, movement, drama and dance.



5 x Theseus and
the Minotaur
Name Cards
(per group)

RESOURCES



Pencils



Paper for drawing.

8 x Theseus and
the Minotaur
Story Pictures
(per group)

Cut-out and Laminate



Theseus Drama Activity

2 of 3

LINKED TO: ACTIVITY 2 THESEUS AND THE MINOTAUR & ACTIVITY 5 DIRECTIONS

Class and Group Work

Step One

Divide the class into 8 groups.

Step Two

- | | | | |
|---|--|---|---|
| 1.
The Minotaur lived in Crete. It had the head of a bull and the body of a man. | 2.
King Minos orders a special maze to be built for the Minotaur to live in. | 3.
Every 9 years, 7 boys and 7 girls sent from Athens to King Minos. | 4.
King Minos sends the young people into the labyrinth. No one comes out. |
| 5.
Prince Theseus goes to Crete as one of the prisoners. | 6.
Princess Ariadne falls in love with Theseus. She gives him a ball of string. | 7.
Theseus kills the Minotaur and finds his way out with the string. | 8.
Theseus sails back to Athens with the other young people. |

Ask each group to draw 8 x pictures to correspond with the numbered sections of the story (see above). Picture cards are provided for use as example or quicker alternative.

Step Three

Ask the children to discuss their part of the story within their group. How could it be portrayed dramatically? (Straight acting? Freeze frame? Silent movie? Narrated? Rhyming? A Dance?)



Theseus Drama Activity

3 of 3

LINKED TO: ACTIVITY 2 THESEUS AND THE MINOTAUR & ACTIVITY 5 DIRECTIONS

Step Four

Each group feedback to the whole class, explaining what method they have chosen and why.

Step Five

Children rehearse their part of the story.

Step Six

Groups act their part to the rest of the class.**

** This can be performed in sequence for the rest of the school.

Visit Activity

Step One

Prior to visiting the maze choose which part of the maze would be best for each scene. The class goes around the maze together, trying to visualize themselves in the Minotaur's labyrinth, and each group enacts their part in the chosen space.

Step Two

The Name Cards, (King Minos, Prince Theseus, Princess Ariadne, The Minotaur, Young Person from Crete) can be passed from group to group like 'batons' to indicate who is taking over which role from group to group.



NAME CARDS 1&2 of 5

Cut-out and laminate for re-use



King Minos
King of Crete



Princess Ariadne
Daughter of King Minos



NAME CARDS 3&4 of 5

Cut-out and laminate for re-use



Prince Theseus

Slayer of the Minotaur



The Minotaur

Body of a man, head of a bull



NAME CARDS 5 of 5

Cut-out and laminate for re-use




Young Person
Prisoner from Crete

PICTURE CARDS 1&2 of 8

Cut-out and laminate for re-use




Minotaur lived in Crete. It had the head of a bull and the body of a man.




King Minos orders a special maze to be built for the Minotaur to live in.

PICTURE CARDS 3&4 of 8

Cut-out and laminate for re-use




Every 9 years, 7 boys and 7 girls sent
from Athens to King Minos.



King Minos sends the young people into
the labyrinth. No one comes out.

PICTURE CARDS 5&6 of 8

Cut-out and laminate for re-use



Prince Theseus goes to Crete as one of the prisoners.




Princess Ariadne falls in love with Theseus. She gives him a ball of string.

PICTURE CARDS 7&8 of 8

Cut-out and laminate for re-use



Theseus kills the Minotaur and finds his way out with the string.



Theseus sails back to Athens with the other young people.