

# Key Statistics for the Mid & East Antrim Economy

Linda Williams  
Director of Economic Growth,  
Regeneration and Tourism



**Mid & East  
Antrim**  
Borough Council

# Focus on...



**Population**



**Businesses**



**Employment & Skills**



**GVA & Productivity**



**Mid & East  
Antrim**  
Borough Council

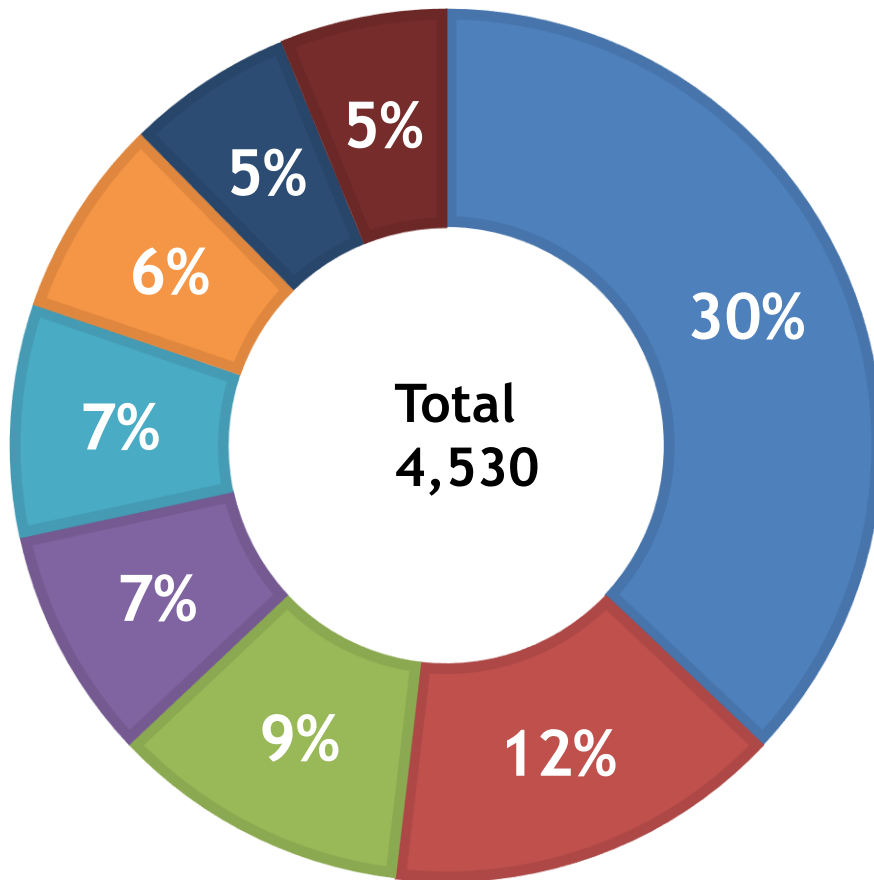
# Population

- Current population of M&EA (2014) is 136,642 [Ballymena circa. 30,000; Carrickfergus circa. 28,000; Larne circa. 19,000]
- Represents 7% of Northern Ireland population
- By 2034, M&EA is expected to have 140,520 residents
- This would represent an increase of 3%, slower than projected growth in NI (8%) and the UK (17%)



**Mid & East  
Antrim**  
Borough Council

# Businesses by sector



- Agriculture, Forestry, Fishing
- Construction
- Retail
- Production
- Arts, Entertainment & Recreation
- Professional, Scientific & Technical
- Accommodation & Food
- Motor Trade



**Mid & East  
Antrim**  
Borough Council

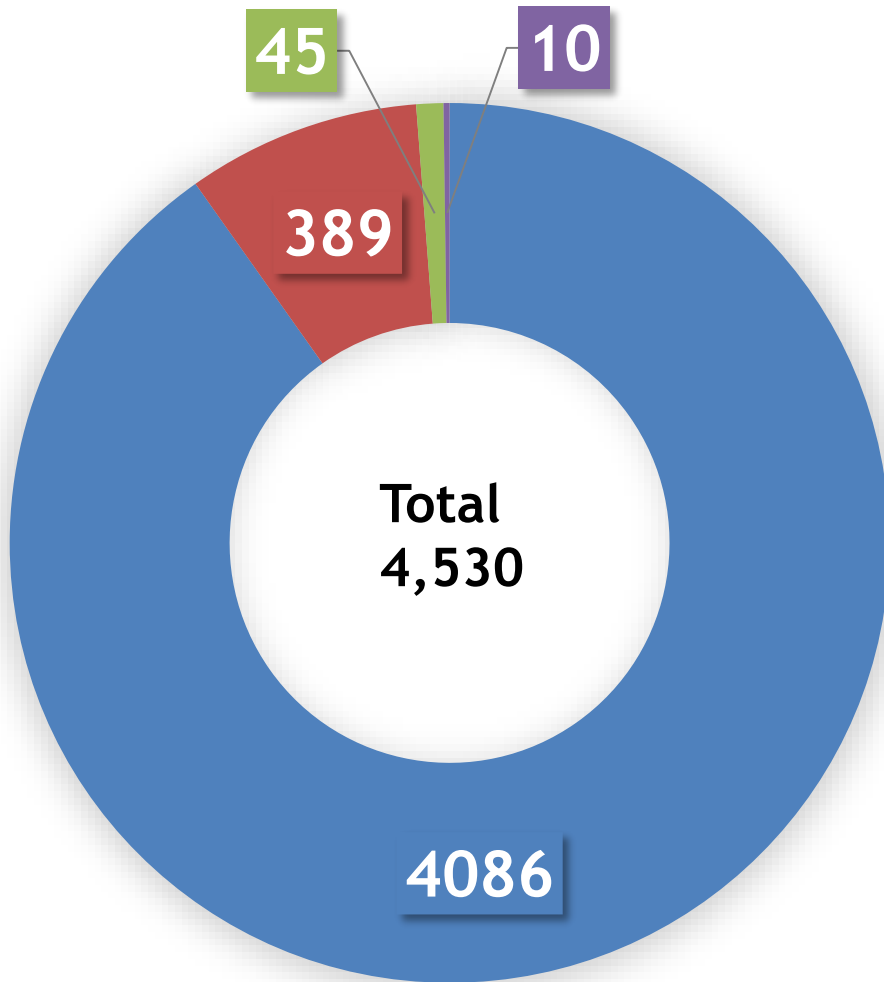
# Businesses by sector

- **Largest 3 sectors**
  - Agriculture, Forestry & Fishing - 1,350 businesses [30%]
  - Construction - 545 businesses [12%]
  - Retail - 390 businesses [9%]
- **Compared to the UK, the area is over-represented in Agriculture, Forestry & Fishing (30% v 6%) but under-represented in the following sectors:**
  - Information & Communication (2% v 8%)
  - Professional, Scientific & Technical (6% v 18%)
  - Business Administration & Support Services (3% v 8%)



**Mid & East  
Antrim**  
Borough Council

# Businesses by Size



- Micro 0 - 9 employees 90.2%
- Small 10 - 49 employees 8.58%
- Medium 50 - 249 employees 1%
- Large 250+ employees 0.22%



**Mid & East  
Antrim**  
Borough Council

# Businesses by size

- 90% of businesses are micro businesses employing 0-9 people which is higher than NI (88.2%) and the UK (88.7%)
- There are only 10 large firms in M&EA employing more than 250 employees



# Business starts

- In 2009, there were 245 new businesses created in M&EA. By 2014 this annual figure had increased by 18% to 290 new firms compared to:
  - 22% increase in new business starts in NI
  - 49% increase in new business starts in UK
- Both M&EA and NI have seen a lower increase than the UK

	<b>2009</b>	<b>2014</b>	<b>% change 2009-14</b>
M&EA	245	290	18%
NI	3,945	4,805	22%
UK	236,030	350,585	49%





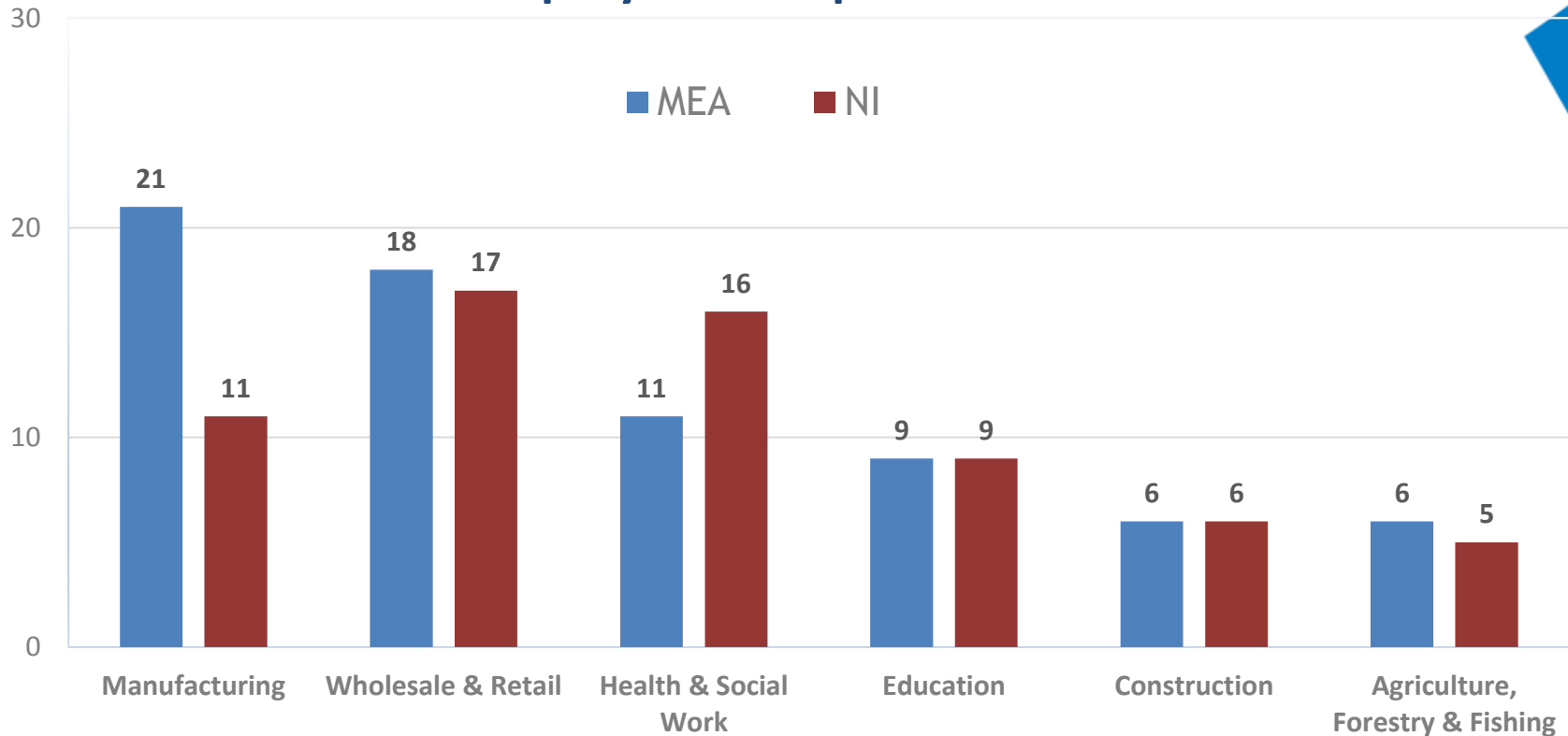
# Travel to Work

- According to the ONS 2011 Census, there are far more employed residents than jobs in Carrickfergus & Larne

	Ballymena	Carrickfergus	Larne
Total Workforce	22,557	7,709	8,271
Employed Residents	22,780	14,673	11,403
Commuting Profile	-223	-6,964	-3,132

# Employment by sector

## % Employee Jobs per Sector



# Employment by sector

- In 2013 there were 50,243 jobs in M&EA
- Largest employment sectors:
  - **Manufacturing** - 10,408 jobs (21%) nearly double the % at NI level (11%)
  - **Wholesale and retail trade** - 9,038 jobs (18%)
  - **Health and social work** - 5,754 jobs (11%)



# Unemployment - JSA Claimants

- Unemployment reached highest level in 2013 with 4,180 claimants reducing to 2,560 in 2015
- May 2016 - 2,200 claimants; but likely to increase following recent job losses at JTI Gallaher and Michelin

	2008	2009	2010	2011	2012	2013	2014	2015
M&EA	1,320	2,652	3,497	3,434	3,660	4,180	3,330	2,560



# Qualifications & Skills

- 10% of MEA's working age population with no qualification, higher than the UK (9%) and less than NI (17%)
- 66% have below NVQ Level 4, which is higher than NI (53%) and UK (55%)
- 24% have an NVQ Level 4 or above, lower than NI (30%) and UK (36%)



# GVA & Productivity

- Since 1990, GVA in M&EA has grown from £1.16bn to £2.00bn in 2013
- Over this period, average annual GVA growth has been faster in M&EA (2.4%) than NI (2.2%) & UK (2.0%)
- GVA per employee was £27.5k in M&EA in 1990 rising to £39.9k in 2013; higher than the average for NI (£39.0k)
- M&EA productivity has been higher than the NI average since 2010



**Mid & East  
Antrim**  
Borough Council

# Benchmarking productivity

- Highest levels of productivity in M&EA in 2013 are in the **Energy** sector (£216k GVA per employee) and **Manufacturing** sector (£46k per employee)
- Comparing sector-based productivity figures with the UK averages, the best performing jobs in M&EA are in the following sectors:
  - Energy (81% higher than the UK average)
  - Public Admin and Defence (22% higher)
- However there are many sectors where there is a ‘productivity deficit’ including:
  - Water and Waste (39% lower than the UK average)
  - Financial and Insurance Activities (35% lower than the UK average)
  - Information and Communication (23% lower than the UK average)
  - Manufacturing (17% lower than the UK average)



# Headline Future Projections

- GVA for M&EA is projected to increase from £2.00bn in 2013 to 2.77bn by 2030 at a slower rate than NI and UK
- Employment will increase marginally from 50,243 in 2013 to 50,700 by 2030
- Between 4,700 and 6,600 replacement jobs needed in M&EA following recent redundancies
- In 2030 GVA is projected to increase to £54.5k largely driven by productivity improvements in the future



**Mid & East  
Antrim**  
Borough Council



# Summary - Key considerations

## POPULATION

- Low population growth below NI average
- Large exodus of population leaving Carrickfergus and Larne each day to work elsewhere

## BUSINESSES

- A fifth of large firms closing
- Poor business birth rate
- + Strong business survival rate
- Lack of large scale FDI
- Over reliance on some sectors
- Underperformance in growth sectors e.g. ICT

## EMPLOYMENT & SKILLS

- + Twice as many employed in manufacturing than in NI
- Unemployment projected to grow due to redundancies
- Lack of Qualifications above NVQ Level 4 creating a challenge to grow new sectors

## GVA & PRODUCTIVITY

- + Healthy GVA & Productivity and looks like this will continue but...
- Driven by productivity improvement and not majoring on new job creation
- Employment not returning to 2010 levels until after 2030
- Between 4,700 and 6,600 replacement jobs needed following redundancies

# Thank you

**Contact:  
Linda Williams**

**Email: [linda.williams@midandeastantrim.gov.uk](mailto:linda.williams@midandeastantrim.gov.uk)**

**Tel: 028 2563 5045**

[www.midandeastantrim.gov.uk](http://www.midandeastantrim.gov.uk)



**Mid & East  
Antrim**  
Borough Council