

# The Big Picture on Improving Community Safety and Cohesion

September 2016

Liz Graham - NISRA Statistician for  
Community Planning



**Mid & East  
Antrim**  
Borough Council

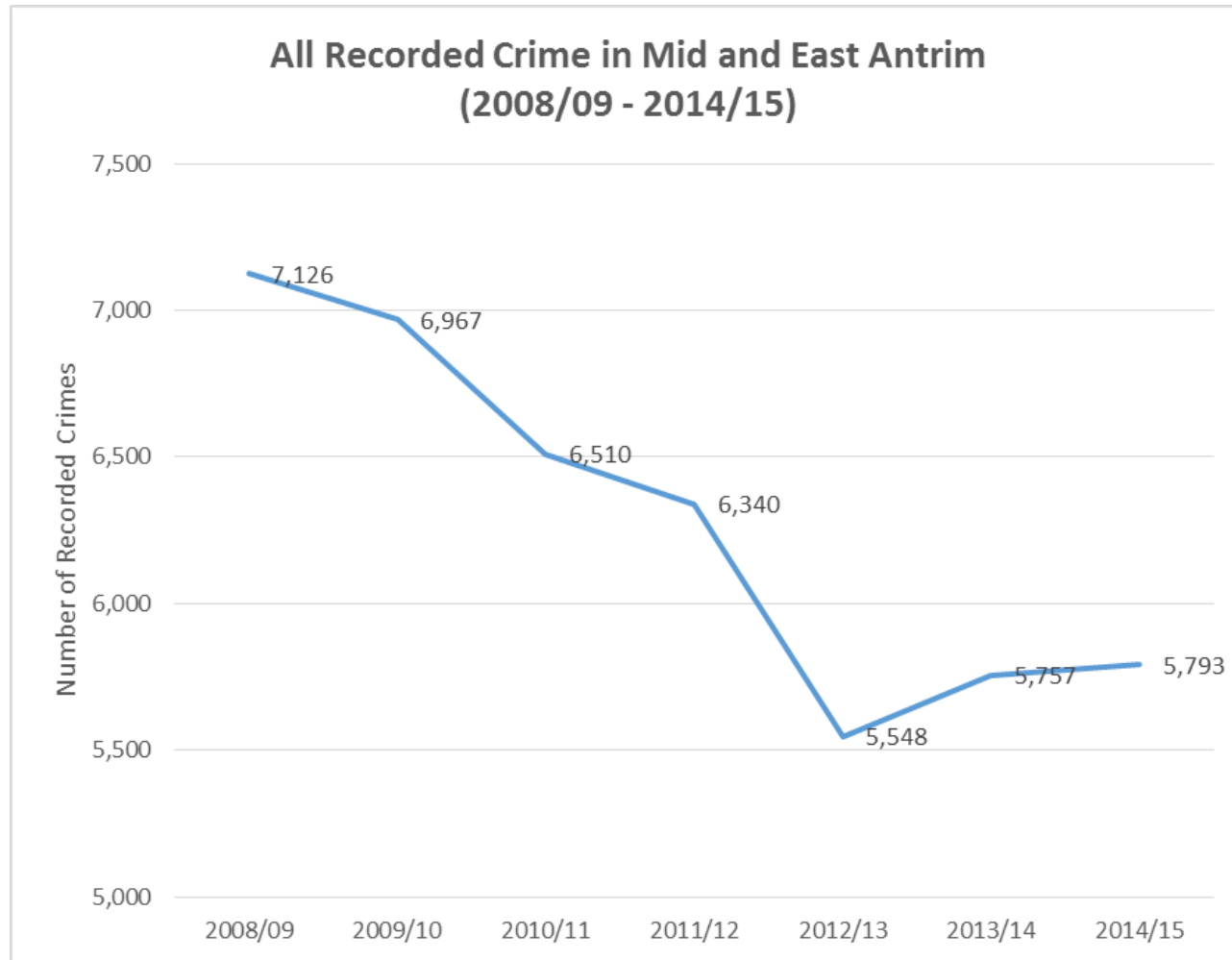
# Deprivation

- Of the 65 Super Output Areas making up the Mid & East Antrim LGD, 13 (20%) are classed as being in the 20% most deprived areas in NI when ranked by the Crime and Disorder Domain.
- However, almost half of these areas (6) are not deprived in terms of the overall multiple deprivation measure e.g. Park
- Almost a third (31%) of areas (20) lie within the 20% least deprived areas in NI.

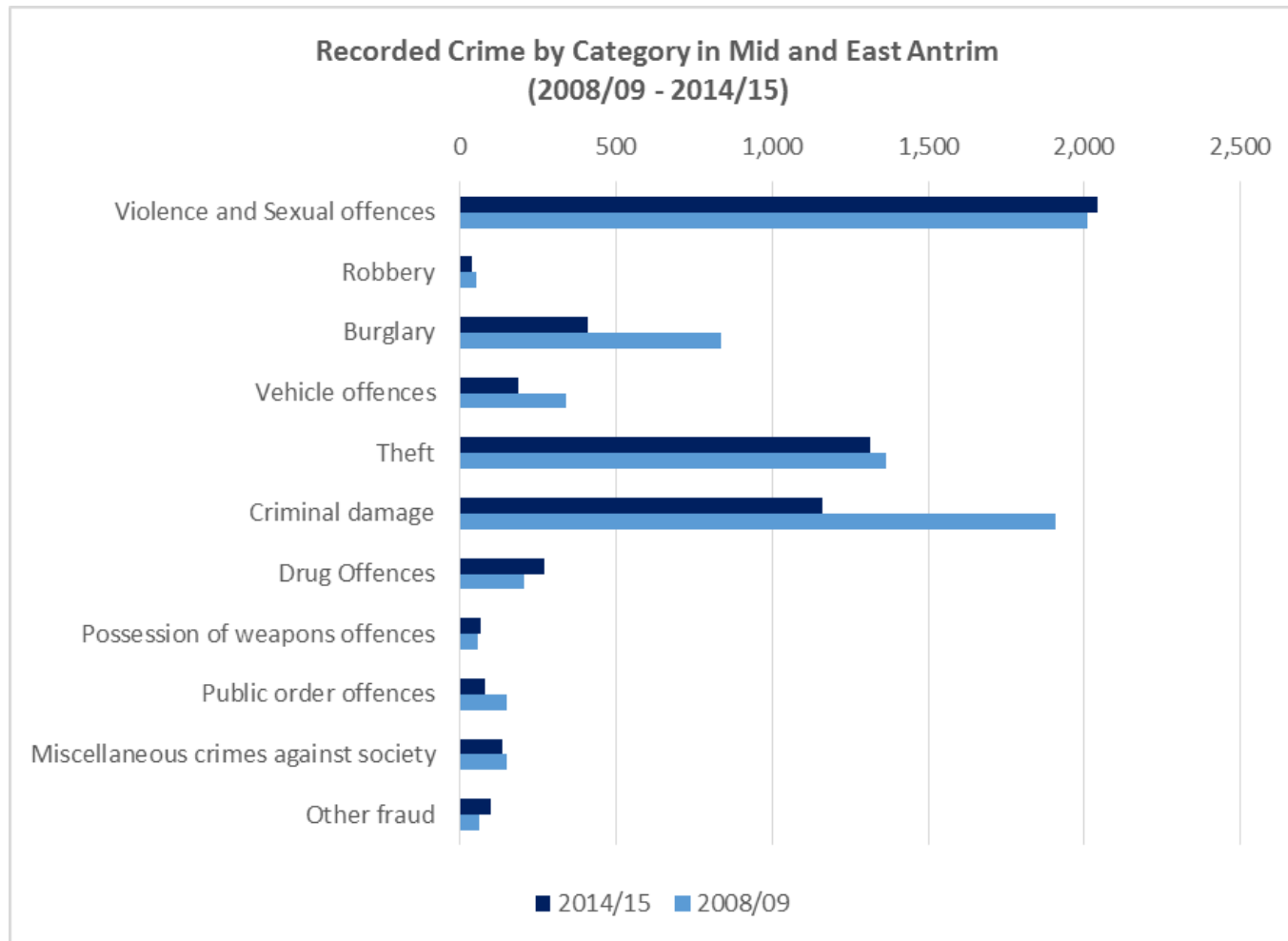
# Deprivation (cont.)

- Dunclug, Castle Demesne and Killycrot are the 3 most deprived areas in Mid and East Antrim in terms of Crime and Disorder.
- Grange, Galgorm 2 and Kells 2 are the 3 least deprived areas.
- There is a large variation in this indicator across Mid and East Antrim. Out of the 890 Super Output Areas in NI, Dunclug was ranked 16 while Grange was 889. *With 1 being the most deprived to 890 being the least deprived.*

# Recorded Crime

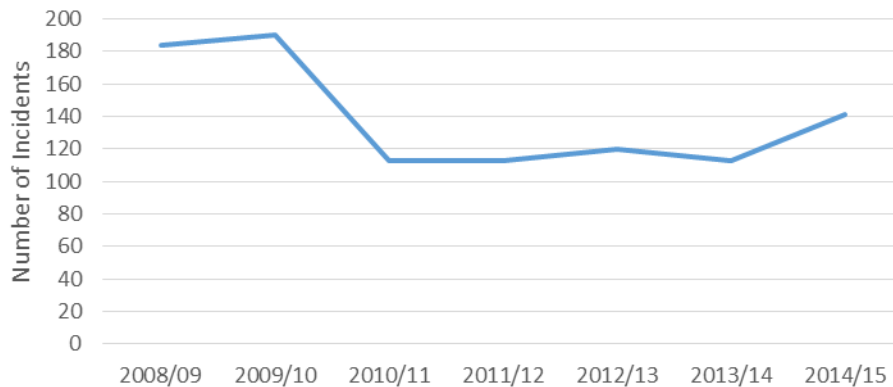


# Recorded Crimes (cont.)

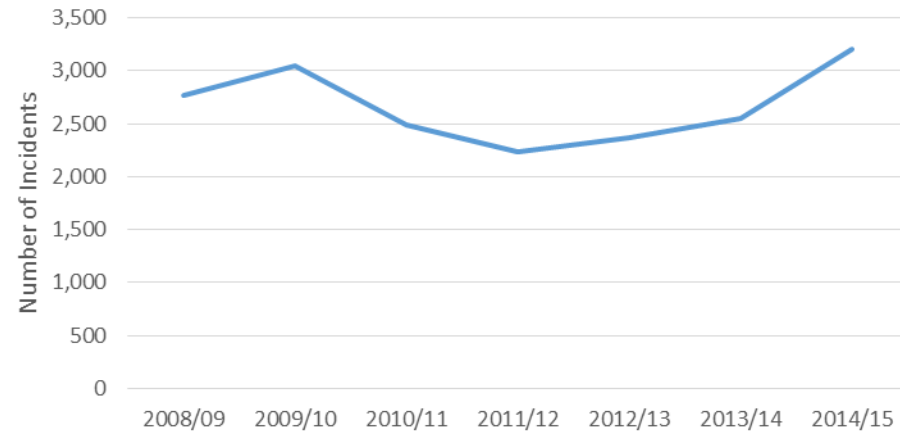


# Hate Crime

Hate Crime Incidents in Mid and East Antrim  
(2008/09 - 2014/15)

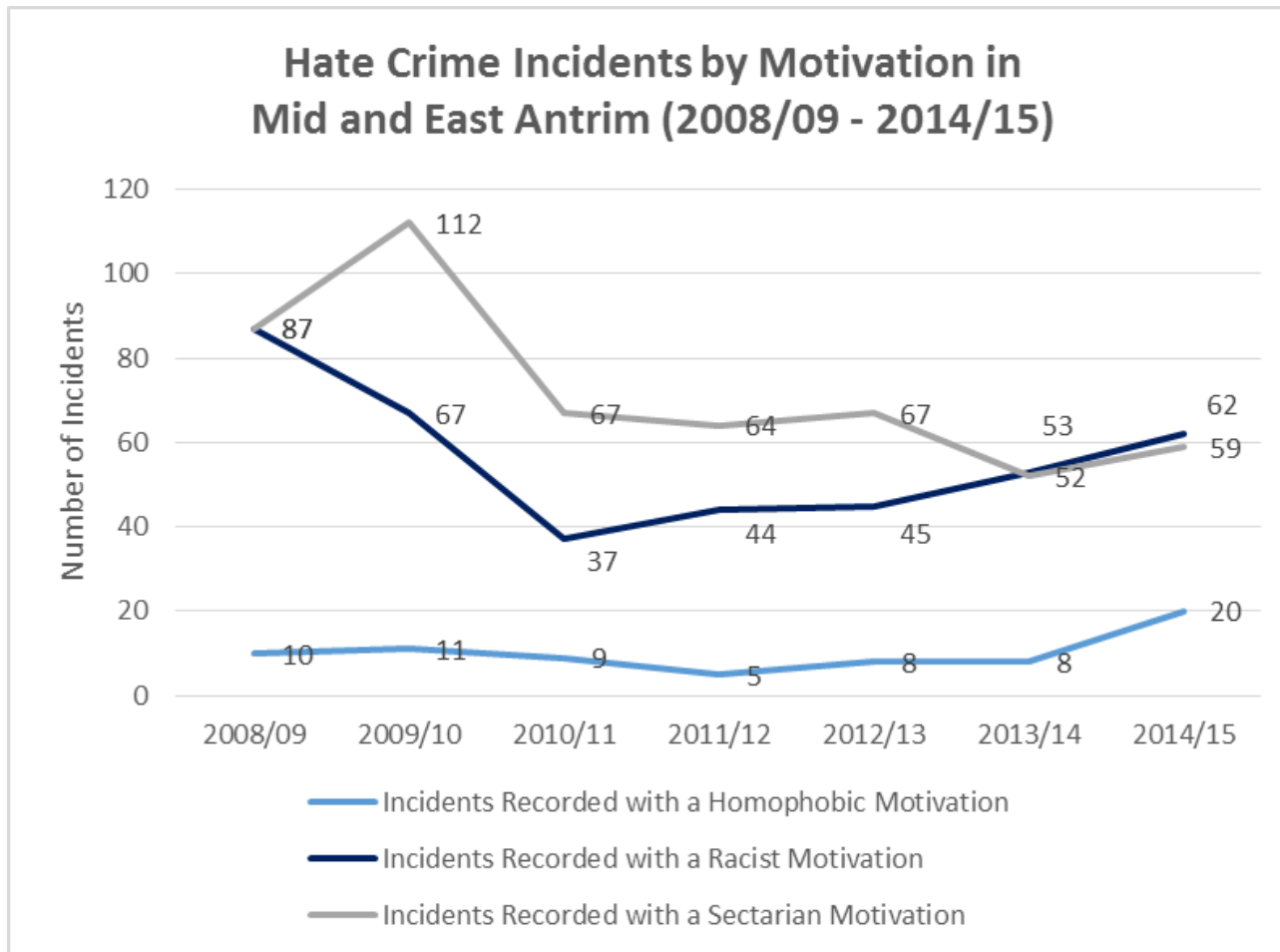


Hate Crime Incidents in Northern Ireland  
(2008/09 - 2014/15)



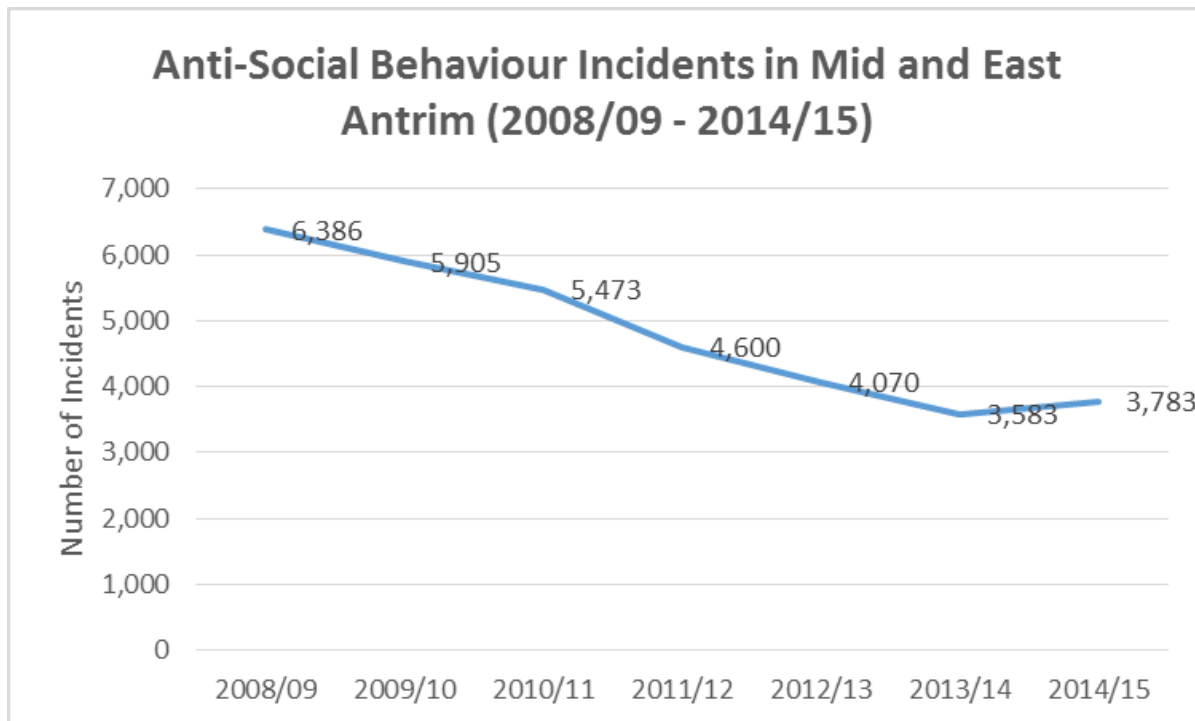
- Between 2008/09 and 2014/15 the total number of hate crime incidents in Mid and East Antrim fell by 24% compared to an increase of 16% across NI.
- Mid and East Antrim had the largest reduction across all 11 councils.

# Hate Crime (cont.)



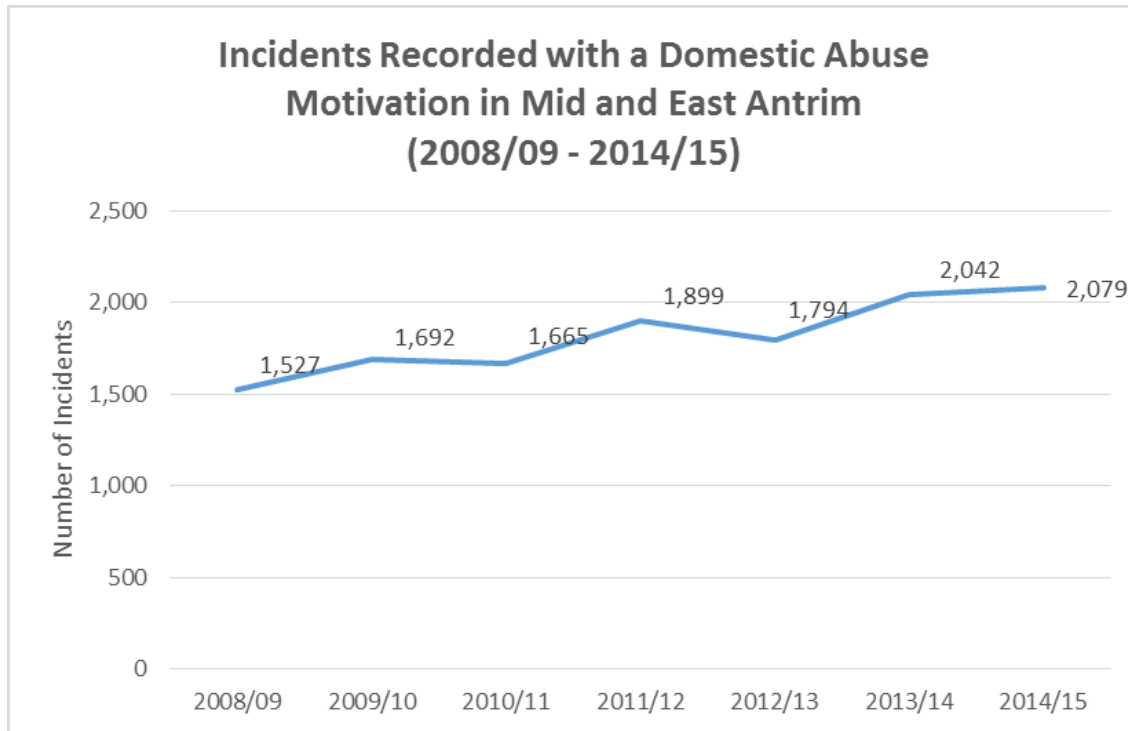
# Anti-Social Behaviour

- There was a 41% reduction in anti-social behaviour incidents between 2008/09 and 2014/15 in Mid and East Antrim compared to a 28% reduction across NI.
- Mid and East Antrim had the second largest reduction in anti-social behaviour incidents across all 11 councils.





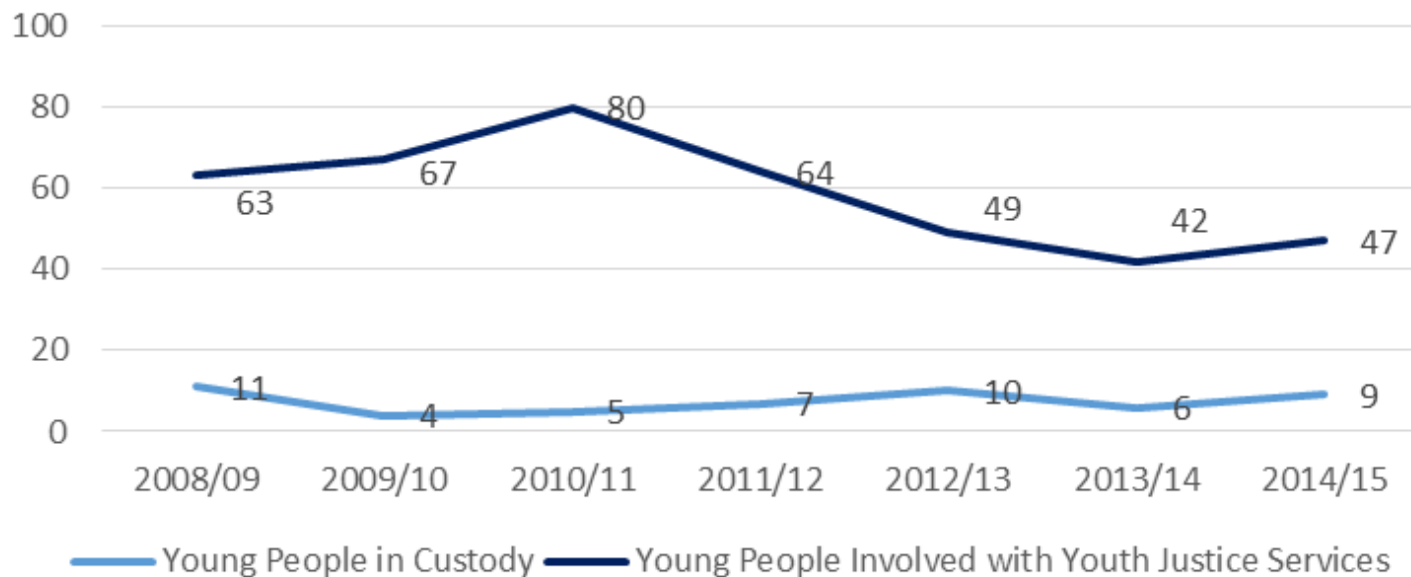
# Domestic Violence



- Between 2008/09 and 2014/15 there was a 36% increase in incidents recorded with a domestic violence motivation compared to 20% in NI.
- Mid and East Antrim had third highest increase in incidents across the 11 councils.

# Youth Justice

Number of Young People in Mid and East Antrim  
Involved with the Youth Justice Agency  
(2008/09 - 2014/15)



# Road Traffic Collisions

## Road Traffic Casualties in Mid and East Antrim (2013 - 2015)

	2013	2014	2015
Killed	9	4	6
Seriously injured	64	46	62
Slightly injured	494	570	519
<b>Total Casualties</b>	<b>567</b>	<b>620</b>	<b>587</b>
Casualties per 10,000 population in Mid and East Antrim	41.69	45.37	42.78
<i>Casualties per 10,000 population in NI</i>	<i>50.21</i>	<i>51.01</i>	<i>52.90</i>
Rank across 11 councils	3rd lowest	5th lowest	2nd lowest

# Voluntary Work

- In the 2011 Census, 14.7% of people in Mid and East Antrim reported carrying out unpaid voluntary work compared to 14.9% across NI.
- Mid and East Antrim was ranked 4th lowest out of the eleven councils.

# NI Life and Times Survey 2013/14

	Better	Worse	About the same	Don't know
Are relations between Protestants and Catholics better than they were 5 years ago, worse, or about the same now as then?	43%	10%	44%	3%
In 5 years time do you think relations between Protestants and Catholics will be better than now, worse than now, or about the same as now?	49%	10%	40%	2%

# NI Life and Times Survey (cont.)

<i>How much do you agree or disagree with the following statements?...</i>	<b>Strongly agree / Agree</b>	<b>Neither agree nor disagree</b>	<b>Disagree / Strongly disagree</b>	<b>Don't know</b>
The culture and traditions of the Catholic community add to the richness and diversity of Northern Ireland society	74%	18%	5%	3%
The culture and traditions of the Protestant community add to the richness and diversity of Northern Ireland society	79%	16%	2%	3%
The culture and traditions of people from different minority ethnic groups adds to the richness and diversity of Northern Ireland	65%	21%	11%	3%

# NI Life and Times Survey (cont.)

<i>Has there been any time in the last year when you personally have felt...</i>	<b>Yes</b>	<b>No</b>	<b>Don't know</b>
...intimidated by republican murals, kerb paintings, or flags?	8%	92%	0%
...annoyed by republican murals, kerb paintings, or flags?	21%	78%	0%
...felt intimidated by loyalist murals, kerb paintings, or flags?	19%	81%	0%
...annoyed by loyalist murals, kerb paintings, or flags?	33%	67%	0%
Do you feel a sense of belonging to this neighbourhood?	84%	15%	1%



# NI Life and Times Survey (cont.)

	Own religion only	Mixed religion neighbourhood	Don't know
Would you prefer to live in a neighbourhood with people of only your own religion, or in a mixed-religion neighbourhood?	10%	84%	3%
Would you prefer a workplace with people of only your own religion, or a mixed religion workplace?	7%	88%	2%
Would you prefer a school with children of only your own religion, or a mixed-religion school?	30%	65%	2%



# Summary

## Positives

Across the 11 councils, Mid and East Antrim has:

- Second largest reduction in recorded crime.
- Largest reduction in hate crime.
- Second largest reduction in anti-social behaviour.
- Second lowest road traffic casualties per 10,000 population.
- Highest percentage of residents preferring to live, work and educate their children in mixed religion neighbourhoods.

# Summary (cont.)

## Issues

- Large variation in crime and disorder deprivation across Mid and East Antrim.
- Drug offences have increased by 32% between 2008/09 and 2014/15.
- Mid and East Antrim had the third largest increase in domestic violence incidents across the 11 councils.

# The Big Picture on Improving Community Safety and Cohesion

## Questions