

# The Big Picture on Progress in Education and Raising Aspirations for All

September 2016

Liz Graham - NISRA Statistician for Community Planning



**Mid & East  
Antrim**  
Borough Council

# Deprivation

- There is a clear link between areas of deprivation and low educational achievement.
- Of the 65 Super Output Areas making up the Mid & East Antrim LGD, 13 (20%) are classed as being in the 20% most deprived areas in NI when ranked by the Education, Skill and Training Domain.
- A quarter of the areas (16) lie within the 20% least deprived areas in NI.

# Deprivation (cont.)

- In terms of education Ballee, Northland, Love Lane, Dunclug and Ballyloran are the 5 most deprived areas in Mid and East Antrim.
- Galgorm 2, Knockagh, Ballyloughan, Academy and Bluefield 2 are the 5 least deprived areas in Mid and East Antrim.
- There is also some variation in areas when broken down by primary school, post-primary school and working age adults e.g. Ballykeel is deprived in terms of post-primary school and working age adults however not in terms of primary school.



# Schools

## Number of Schools and Pupils in Mid and East Antrim (2015/16)

School Type	Number of Schools	Number of Pupils
Nursery	4	339
Pre-school	35	681
Primary	58	11,804
Post-primary	14	10,601
Special	2	365
<b><i>Total</i></b>	<b><i>113</i></b>	<b><i>23,790</i></b>



# Class Size

## Average Primary School Class Size (2013/14 - 2015/16)

	Mid and East Antrim	<i>Northern Ireland</i>	Rank
<b>2013/14</b>	24.4	<i>24.0</i>	5th largest
<b>2014/15</b>	24.5	<i>24.2</i>	5th largest
<b>2015/16</b>	24.9	<i>24.5</i>	5th largest

# Newcomers

*A newcomer pupil is one who has enrolled in a school but does not have the satisfactory language skills to participate fully in the school curriculum, and the wider environment, and does not have a language in common with the teacher, whether that is English or Irish.*

- In Mid and East Antrim the number of newcomers has increased by 27% from 525 in 2013/14 to 665 in 2015/16 compared to a 21% increase across NI.
- The vast majority of these pupils were in primary school.
- In 2015/16 half of all the newcomer pupils were enrolled in schools in the 3 wards; Fair Green, Castle Demesne and Braidwater.

# Attendance Rates

## Primary School

- In 2014/15 Mid and East Antrim had 1.04% of days due to unauthorised absence (1.12% NI) and was ranked 4<sup>th</sup> highest out of the 11 councils.
- There was variation in attendance rates at ward level with Greenisland having 0.39% of days due to unauthorised absence compared to 1.92% in Victoria.

## Post-Primary School

- In 2014/15 Mid and East Antrim had 2.25% of days due to unauthorised absence (2.07% NI) and was ranked 5<sup>th</sup> highest out of the 11 councils.
- Again there was variation in attendance rates at ward level with Galgorm having 0.67% of days due to unauthorised absence compared to 5.41% in Castle Demesne.



**Mid & East  
Antrim**  
Borough Council

# Achievement at Key Stage 2

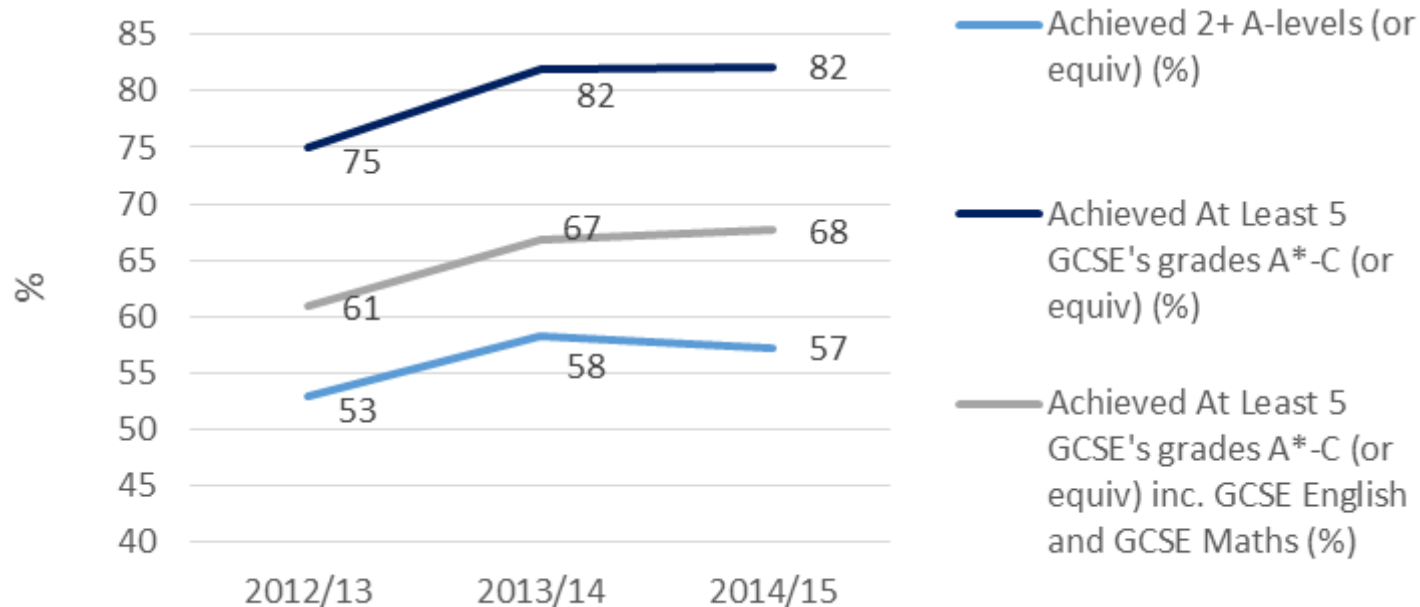
## Achievement at Key Stage 2 -Years 5 to 7 (2012/13)

	Mid and East Antrim	<i>Northern Ireland</i>	Rank
Pupils achieving level 4 or above in Communication in English (%)	76.53	<i>77.15</i>	3rd lowest
Pupils achieving level 4 or above in Using Maths (%)	78.05	<i>78.53</i>	2nd lowest

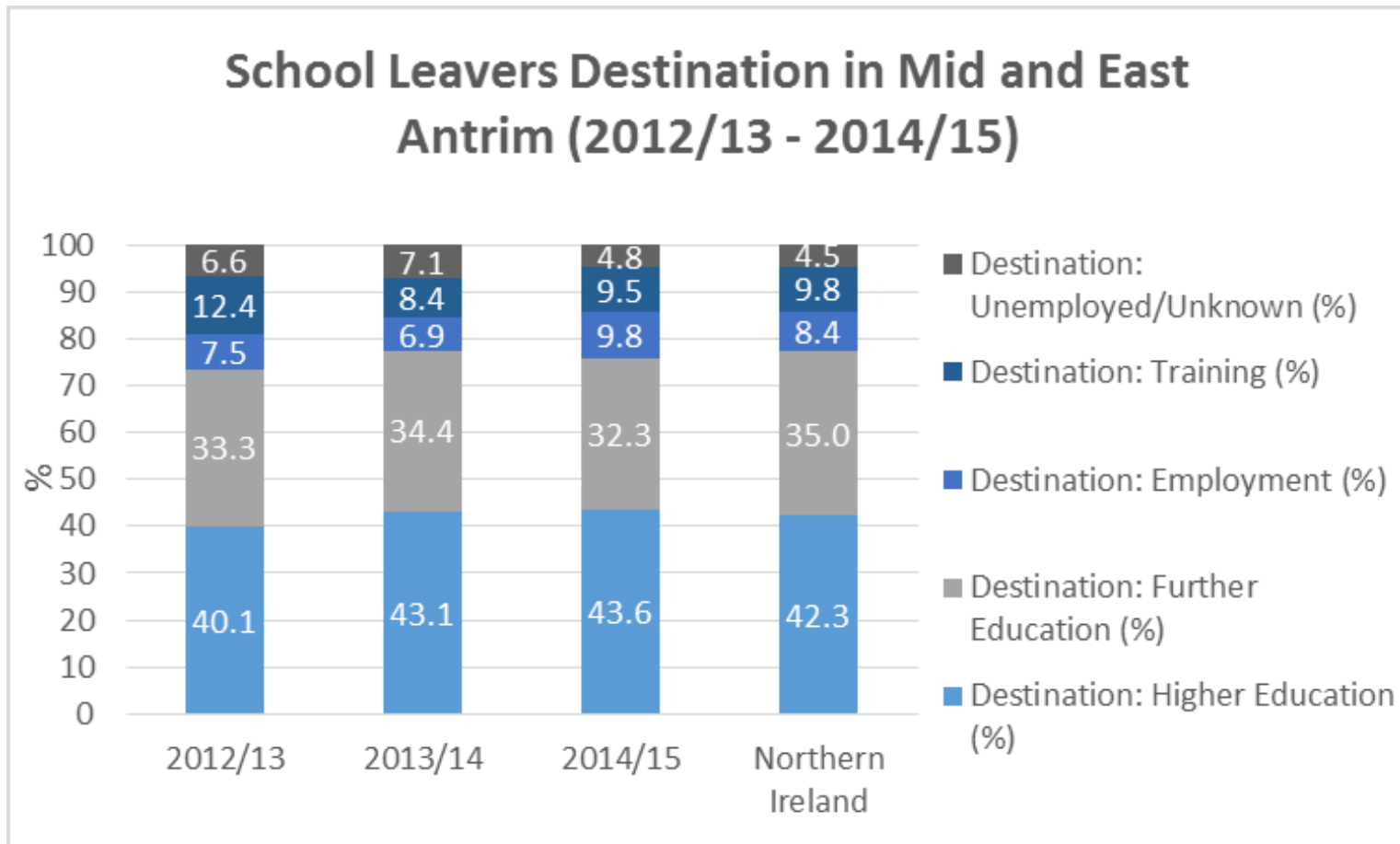


# School Leavers Achievements

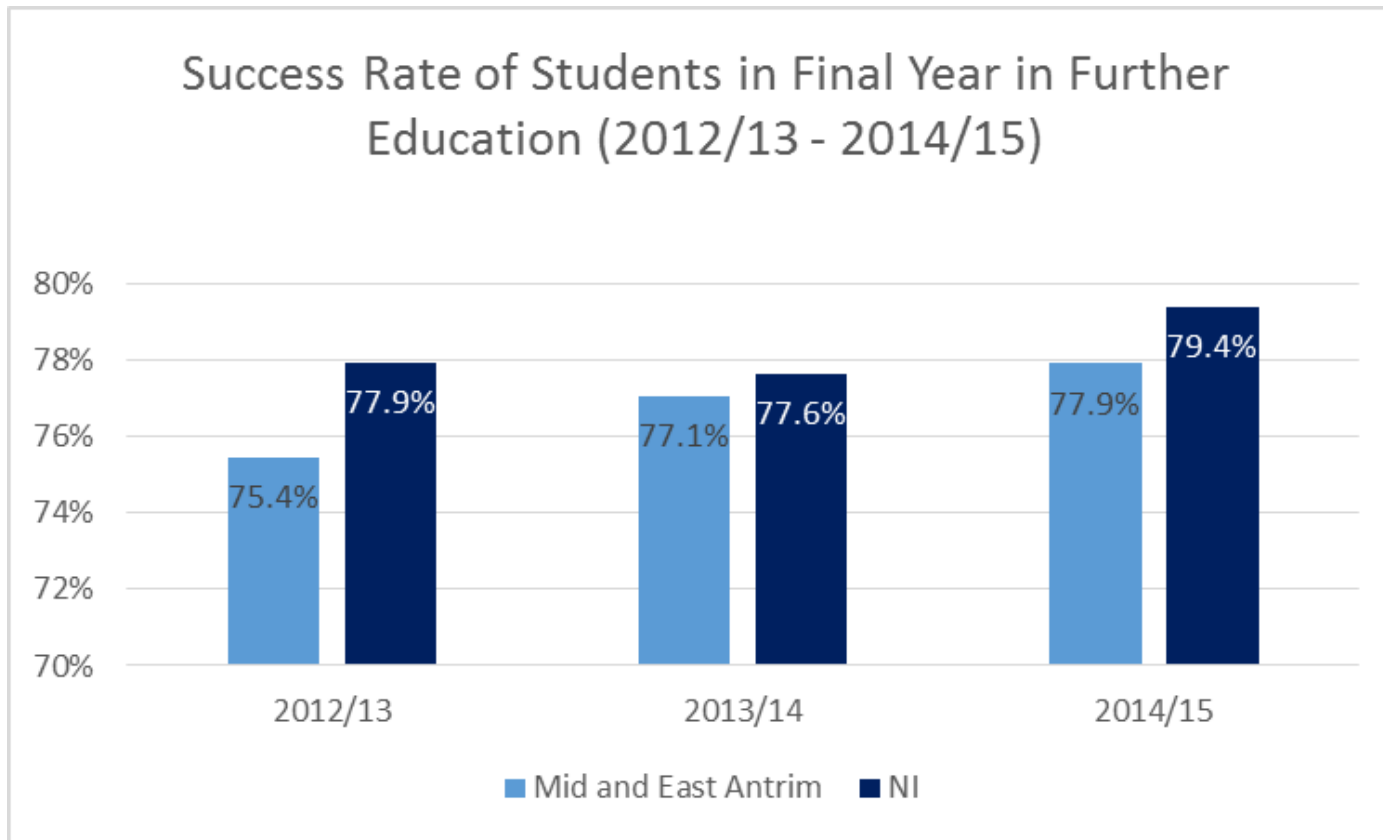
## School Leavers Achievements in Mid and East Antrim (2012/13 - 2014/15)



# School Leavers Destination



# Further Education

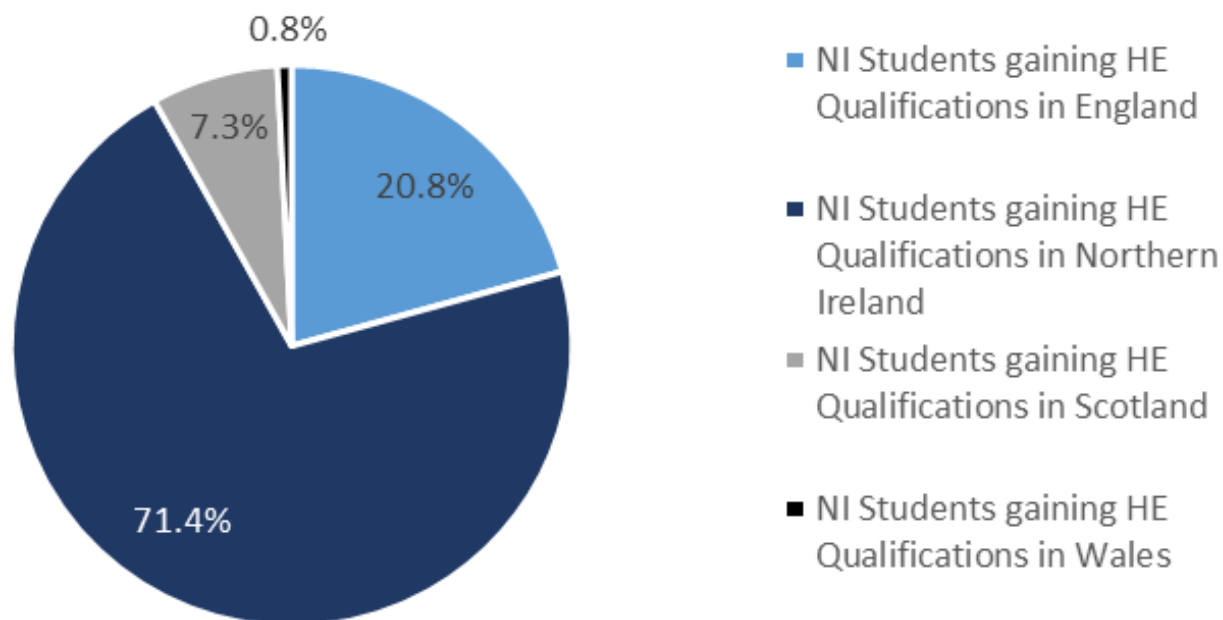


- Success rates in Mid and East Antrim have increased but remain lower than NI and in 2014/15 was ranked 4<sup>th</sup> lowest across the 11 councils.



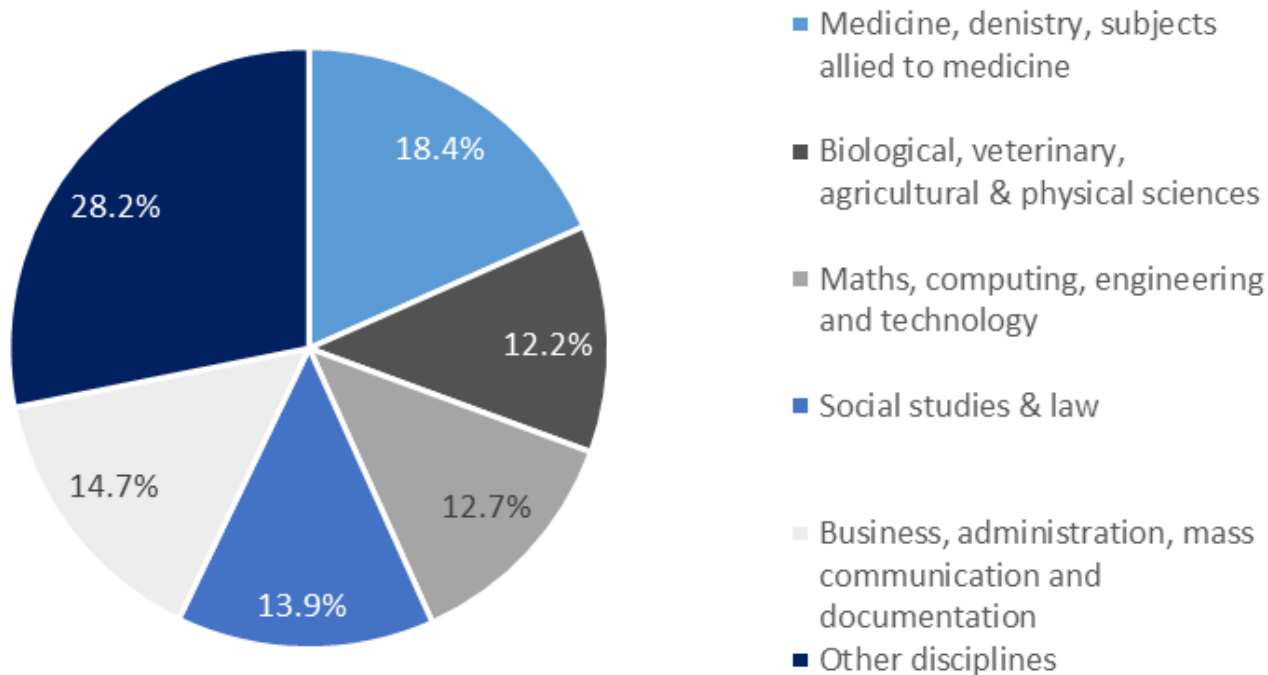
# Higher Education

HE Qualifications of Mid and East Antrim Students by Country of Institution (2014/15)

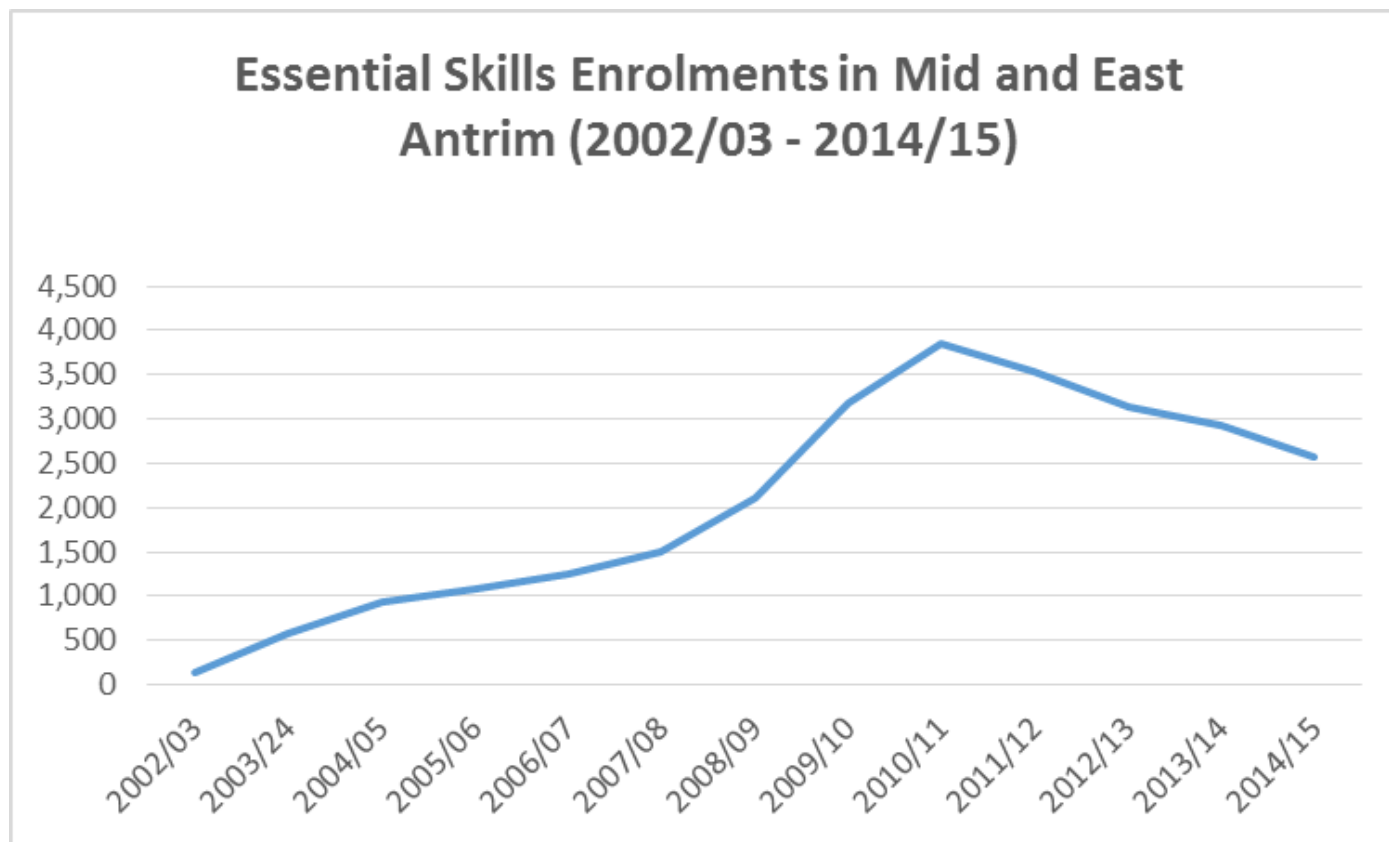


# Higher Education (cont.)

HE Qualifications by Mid and East Antrim Students  
by Discipline (2014/15)



# Essential Skills



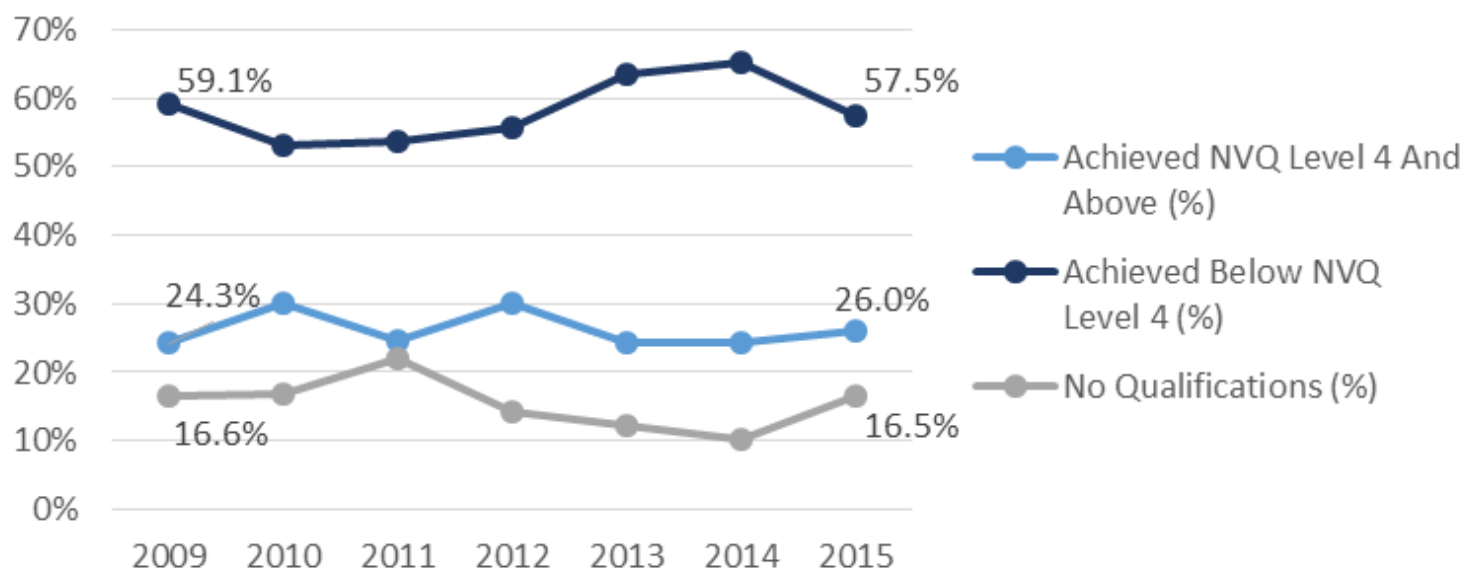
*Essential Skills are nationally accredited adult qualifications available throughout Northern Ireland in: Entry Level Literacy, Entry Level Numeracy, Level 1 & 2 Communication and Level 1 & 2 Application of Number.*



**Mid & East  
Antrim**  
Borough Council

# Qualifications of Working Age Population

Qualifications of Working Age Population in Mid and East Antrim (2009 - 2015)



# Qualifications of Working Age Population (cont.)

## Qualifications of Working Age Population (2015)

	Mid and East Antrim	<i>Northern Ireland</i>	Rank
Achieved NVQ Level 4 And Above (%)	26.0%	29.9%	9th highest
Achieved Below NVQ Level 4 (%)	57.5%	53.6%	8th highest
No Qualifications (%)	16.5%	16.5%	7th highest

- Compared to NI as a whole, residents in Mid and East Antrim have lower levels of qualifications, however the proportion with no qualifications is the same.



# Summary of Issues

- Link between areas of deprivation and low educational achievement.
- In 2014/15 there was a 32% difference between the percentage of pupils entitled to free school meals and those not entitled achieving 5+ GCSEs A\*-C (including equivalents) including GCSE English and Maths.
- Third highest increase in newcomer pupils across the 11 councils.
- Below average achievements in key stage 2 in Maths and English in Carrickfergus.

# Summary of Issues (cont.)

- Below average achievements in gaining 2+ A-levels.
- Success rate of students in final year in Further Education consistently lower than NI average and ranked 4<sup>th</sup> lowest out of the 11 councils.
- Compared to NI as a whole, the working age population in Mid and East Antrim have lower levels of qualifications.

# The Big Picture on Progress in Education and Raising Aspirations for All

## Questions